



Guitars, basses and amplifiers,
born in Japan since 1966.

MEET YOUR OTHER HALF

PRODUCT
LINEUP
CATALOG

2
0
2
1



CONTENTS


TransAcoustic Guitars.....	3
Silent Guitars.....	6
ACOUSTIC GUITARS	
L SERIES.....	10
A SERIES.....	14
APX/CPX SERIES.....	18
FG SERIES.....	20
F SERIES.....	24
F SERIES (Made In India).....	28
CLASSICAL GUITARS.....	30
COMPACT SIZE SERIES.....	34
ELECTRIC GUITARS	
PACIFICA.....	37
REVSTAR.....	42
RGX.....	44
ELECTRIC BASSES	
TRBX.....	46
GUITAR AMPLIFIER.....	50

TRANSACOUSTIC GUITARS



PLAY,
LISTEN...
BE
INSPIRED

1.1



Playing Guitar in a great sounding room is the most inspiring, engaging playing experience imaginable – far more enjoyable than in a dry-sounding room like a lounge, office or den. Yamaha's TransAcoustic Guitar recreates the incredible experience of playing in a rich, live room without needing any external amplification or effects – just the Guitar itself.

Whether you're practicing, writing, recording or just playing for fun, the TransAcoustic Guitar will make you play better, longer and with more creativity. Once you've experienced it, you'll never want to play another acoustic Guitar again.

TA SERIES FEATURES

Yamaha TransAcoustic Guitars transport you to new creative spaces with immersive reverb and lush chorus effects, without needing an amp or other external gear.

TA Guitar has natural sounding reverb/chorus built-into the Guitar with no need for external effects, amplification or technical knowledge.

Actuator



An actuator installed on the inner surface of the Guitar back vibrates in response to the vibrations of the strings. The vibrations of the actuator are then conveyed to the body of the Guitar, and to the air in and around the Guitar body, generating authentic reverb and chorus sounds from inside the body.

Simple Controls



Three simple knobs let you adjust the degree of effect applied and the lineout volume level. Additionally, keeping the controls small minimizes the area of the holes in the body material, reducing acoustic sound loss.

(A) Chorus Control (B) Reverb Control (Room / Hall) (C) TA Switch / Line Out Volume Control

* Pressing the TA Switch for more than 0.3 seconds activates the TA function.

* When a cable is connected to the line-out jack, the lineout volume can be adjusted by rotating the (C) knob.

Designed to Provide Superb Acoustic Guitar Sound




The body is a solid top Guitar based on the FG-series.

Louder and stronger sound in the low- to mid-ranges, thanks to cutting-edge acoustic analysis technology developed by the Yamaha R&D Division.

This analysis led to the development of the new scalloped bracing pattern, a new and ideal acoustic structure that maintains the durability of the top board while bringing out the most sound the Yamaha FG-TA has to offer.

Newly Designed Battery Box



Battery box integrated into the end-pin jack. This requires fewer holes in the body, thus reducing acoustic sound loss. Connect the cable from the jack to a PA or amp to use as an acoustic electric Guitar.



Traditional western body

Concert body

Yamaha FG-TA/ FS-TA TransAcoustic Guitars transport you to new creative spaces with immersive reverb and lush chorus effects, without needing an amp or other external gear. For the singer/songwriter in you, the FG-TA/ FS-TA features a combination of solid spruce top, mahogany back and sides, and scalloped bracing to create warmth, resonance and a bold sound.

► Traditional western body ► Solid spruce top ► Mahogany back & sides ► Amazing sounding reverb/ chorus built-into the Guitar with no need for external amplification or effects ► New scalloped bracing for louder, richer acoustic sound

Color available in Vintage Tint

	FG-TA	FS-TA
Body Shape	Traditional Western	Concert
Total Length	1038mm (40 7/8")	1021mm (40 3/16")
Body Depth	100-118mm (3 15/16" - 4 5/8")	90-110mm (3 9/16" - 4 5/16")
String Spacing*	11.0mm	10.0mm
Top Material	Solid Spruce	Solid Spruce
Back/Side	Mahogany	Mahogany
Fingerboard Material	Rosewood	Rosewood
Tuners	Die-cast Chrome(TM29T)	Die-cast Chrome(TM29T)
Body Finish	Gloss	Gloss
Neck Finish	Matt	Matt

SILENT GUITARS

TRAVEL,
PRACTICE,
PERFORM.

1.2



The Yamaha SLG is the perfect instrument for practice, travel or stage use – any time an acoustic Guitar just won't do. Near-silent performance makes discrete practice simple, Yamaha's exclusive SRT-Powered pickup system gives incredibly natural acoustic tone through headphones or line-out, studio-quality on-board effects enhance your playing to perfection, line-in functionality makes jamming easy and Yamaha's 50 years of building amazing Guitars means it plays like a dream. Coupled with unique, striking looks and a rosewood and maple framed full-size collapsible body SLG lets you play whenever and wherever inspiration hits.

SLG SERIES FEATURES



SRT Powered is a new system designed to recreate the body resonance of an acoustic Guitar in a bodiless Guitar. Yamaha developed SRT Power in the same way as its renowned Studio Response Technology (SRT) system, collaborating with recording artists to create a system tailored to the unique properties of the new SLG body. SRT Powered features authentic sound captured using a carefully selected microphone in a professional recording studio environment to reproduce the sound of conventional acoustic Guitar right down to its natural sustain and decay, and offers Guitarists the genuine body resonance, tone, and ambiance of an acoustic instrument. SRT Powered sound can even be mixed with the sound from the instrument's piezo pickups, allowing Guitarists to be even more flexible in their creative endeavors.



PLUG AND PLAY

With the natural-sounding SRT Powered system there's no need for microphones when recording or performing—simply connect the instrument using a standard guitar cable and play.



NATURAL, CUT-THROUGH SOUND

Yamaha's proprietary SRT pickup design uses individual elements for each string to give an ultra-clear, ultra-wide bandwidth signal with far better dynamic response and tonal accuracy than a regular, ribbontype piezo pickup.



Quietness

The bodiless design of the SLG offers a natural, quiet sound that allows Guitarists to play without disturbing others, whether practicing late at night or playing in the living room when the family is home. The SLG200S is eighty percent quieter than a conventional acoustic Guitar, while the volume output by the SLG200N is only ten percent of that of its classical counterpart.

“Bodiless” Design

With the SLG, Yamaha set out to bring a modern feel to the classic contours of a conventional Guitar. The distinctive design that emerged is the result of a collaborative effort between the project team and the Yamaha Design Laboratory, and combines traditional Guitar lines with an innovative new form unlike that of any Guitar before it.



Playability

The slim body of the SLG gives these instruments superb playability, and allows players to switch to playing an electric Guitar without any discomfort should the need arise.

Durability

SLG guitars are exceptionally durable, owing to their solid mahogany bodies, sturdy rosewood and maple frames, and reinforced mahogany necks fitted with dual-action truss rods.



Portability

The SLG frame features a detachable top section, offering considerably more practicality and portability than that of a conventional Guitar design. The luxury gigbag provided can be carried with ease and fits into an aircraft overhead compartment with room to spare.



Functionality

Connect to an external music player to enjoy music playback, enhance your playing with a range of authentic effects, or plug in headphones to enjoy playing in privacy—the SLG offers a variety of functions that make playing even more enjoyable. What’s more, SLG come with a built-in precision chromatic tuner, compatibility with both battery- and AC power, and a range of other user-friendly features.
*AC Adapter sold separately



SLG200S

The neck shape and 634mm scale length of the SLG200S continue the design legacy of conventional acoustic Guitars, while its ultra-slim body is perfect for players of both acoustic and electric instruments.

- ▶ Authentic plugged-in sound by SRT Powered
- ▶ Super-compact, collapsible construction
- ▶ Ultra-quiet performance
- ▶ Unique, striking looks
- ▶ Slim body like an electric Guitar
- ▶ Variety of functions which make players enjoy without becoming bored

Color available in Natural

RGX121Z

Construction	Bolt-on
Scale Length	25-1/2" (648.0mm)
Body Materials	Agathis or Nato or Alder
Body Finish	Gloss Polyurethane
Neck Materials	Maple
Neck Finish	Satin Polyurethane
Fingerboard Materials	Rosewood
Number of frets	22
Neck Pickup	Humbucker/Ceramic
Middle Pickup	Single Coil/Ceramic

L SERIES



1.3 TRADITION THAT INSPIRES

The new Yamaha L Series offers the perfect combination of traditional and modern: a warm, balanced tone that fits perfectly into a solo performance or mix; timeless good looks inspired by Yamaha's 50 years of Guitar crafting; instant played-in comfort; stage-ready performance as standard with Yamaha's new Zero Impact pickup system.

L SERIES FEATURES



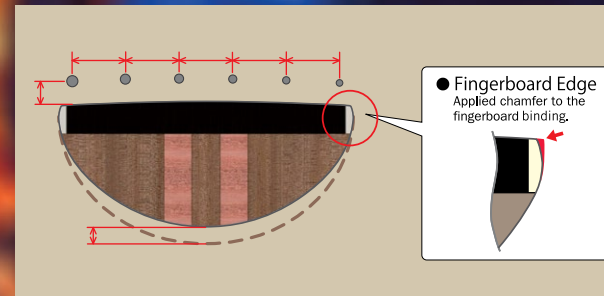
A.R.E. & New Bracing

A modified non-scalloped bracing design retains the L series' characteristic bright tone while enhancing the low end. Treating the tops with Yamaha's exclusive A.R.E. process* gives the instrument a rich, vintage quality tone make it sound as though you'd been playing it for years, from the very first moment you pick it up.



Choice of Rosewood or Mahogany Back and Sides

The lineup now includes models with back and sides of mahogany letting you choose according to your playing style and tonal needs. Rosewood models offer well-balanced tone from low to high, while mahogany provides rich midrange with quick response.



Neck and Fingerboard

A reevaluation of string spacing, string height, fingerboard binding, and neck taper led to a new neck shape that better fits today's traditional-style players. The new design offers stable grip and smooth playability over the full length of the neck.



Body Selection

Whether you prefer a full-sized LL original jumbo, small sized LS body, or medium jumbo-sized L.J, the choice is yours. Each of these body styles is represented in each class letting you choose the instrument that meets your requirements for sound, style, and affordability.



5-Ply Necks

New 5-ply neck designs are constructed of rosewood and mahogany plies. The design integrates the neck, head, and body into a single unit creating a powerful, rich sound. This approach also creates a strong, stable neck that resists twisting and warping.



SRT Zero Impact Pickups

The SRT Zero Impact Pickup system is a newly developed passive type pickup configuration designed to minimize the electric system's impact on the tone and traditional appearance of the instrument. The system utilizes individual piezoelectric elements for each string to faithfully reproduce the dynamic sound of the L Series and give the instrument outstanding presence when playing in a band.

* The system does not incorporate controls or preamplifier in the Guitar body. Connect the pickup system to an external preamp via the output jack in the endpin.



LL: Yamaha Original Jumbo Body

This traditional Yamaha body style is known for its rich volume, a wide dynamic range, and excellent tonal balance. It's beautiful transparent tone is the result of a design that has been refined by artists around the globe.



LS: Small Body

The small-bodied LS has a long history with Yamaha. Featuring excellent total balance, it delivers a big, confident sound for its size, yet also ideal for delicate passages, and highly recommended for fingerstyle guitarists.



LL6/LS6 offers full of Yamaha's exclusivities. The solid Engelmann Spruce top is treated with A.R.E.. Together with modified bracing design, the sound has become more powerful and loud still maintaining excellent balance. To fit to contemporary player's needs, LL6/LS6 is equipped with Zero-Impact Pickup to be ready for performance or recording at anytime without sacrificing its traditional look or full acoustic resonance.

- ▶ Original Jumbo Type Body ▶ Solid Engelmann Spruce Top with A.R.E.
- ▶ Rosewood Back & Side ▶ High Comfort Traditional Neck Profile ▶ 5ply neck
- ▶ Passive System + SRT Piezo Pickup ▶ Hard Bag Included ▶ Elixir Strings

Color available in Natural

	LL6	LS6
Body Shape	Yamaha Original Jumbo	Concert
Total Length	1046mm (41 3/16")	1030mm (40 9/16")
Body Depth	100-125mm (3 15/16" - 4 15/16")	100-120mm (3 15/16" - 4 3/4")
String Spacing *	11.0mm	11.0mm
Top Material	Solid Engelmann Spruce with A.R.E.	Solid Engelmann Spruce with A.R.E.
Back/Side Material	Rosewood	Rosewood
Fingerboard Material	Rosewood	Rosewood
Tuners	Die-cast Gold(TM29G)	Die-cast Gold(TM29G)
Body Finish	Gloss	Gloss
Neck Finish	Matt	Matt

A SERIES



THE
NEXT
LEVEL

1.4



Designed to be the ideal performance acoustic Guitar, the Yamaha A-Series is crafted from the ground up to be perfectly suited to life on the road. With natural, dynamic plugged-in tone and stage-ready simplicity from the new SRT2 pickup system; played-in comfort out of the box thanks to hand-rolled fingerboard edges on a straight taper neck; a custom designed scalloped bracing pattern for an all-new powerful, expressive acoustic tone and Yamaha's legendary road-ready construction to make sure it's ready when you are, night after night, the A-Series is the perfect Guitar to take your playing to the next level.

A SERIES FEATURES

BODY VARIATION


2 Body Shapes

A body
Traditional Western
Body Cutaway



Powerful lows and clear
highs with full body
resonance

AC body
Concert Body Cutaway



Articulate mids and
highs, defined lows and
exceptional comfort

Rosewood or Mahogany Back and Sides

Choice of Rosewood or Mahogany
Back and Sides



Rosewood models offer well-balanced tone from low to high, while mahogany provides rich mid-range with quick response.

SRT2 Electronics

SRT2 is a new pickup system developed independently by Yamaha, and optimized for stage performance. From a piezo sound that cut through when in a mix to a warm, pure acoustic sound that is like recorded by using the vintage microphone in the recording studio, SRT2 allows you to reproduce a sound that you can really use on stage. With SRT2 you can mix these two sounds to attain the exact balance you want to achieve a distinctive tone

What's more, the ability to select from two different mic types lets you choose the optimal sound for your playing style and for the song you are performing. (SRT2 is applied to the A5 and A3 only.)



A: Volume Control

B: Treble Control

C: Bass Control/AFR (Auto Feedback Reduction) [PUSH]

D: Blend Control/Mic Type Switch [PUSH]

SRT Pickup

Yamaha's proprietary SRT pickup design uses individual elements for each string to give an ultra-clear, ultra-wide bandwidth signal with far better dynamic response and tonal accuracy than a regular, ribbon-type piezo pickup.

[A5R/AC5R/A3R/AC3R]

Mic Type 1: Neumann U67 Large Diaphragm Condenser Microphone

Mic Type 2: Royer R122 Active Ribbon Microphone

[A5M/AC5M/A3M/AC3M]

Mic Type 1: Neumann KM56 Small Diaphragm Condenser Microphone

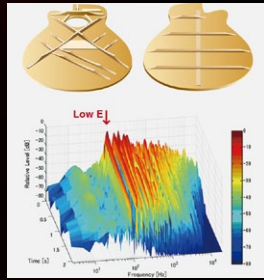
Mic Type 2: Royer R122 Active Ribbon Microphone

Powerful Acoustic Sound

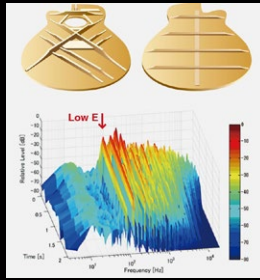
A new sound has been developed for the A series that is louder and stronger in the low-mid ranges, thanks to cutting-edge acoustic analysis technology developed by the Yamaha R&D Division. Their analysis led to the development of the new scalloped bracing for the top board and shorter bracing than normal for the back board.

Also, treating the tops with Yamaha's exclusive A.R.E. (Acoustic Resonance Enhancement) process gives the instrument a rich, vintage quality tone, making it sound as though you'd been playing it for years from the very first moment you pick an A series guitar up. (A.R.E. processing is applied to the A5 and A3 only.)

New Bracing



Conventional Bracing



High Comfort Neck Profile

Extensive research with players, luthiers and guitar techs has given A series the feel and playability that today's acoustic-electric players want, whether switching from electric to acoustic on-stage, recording a session with intricate open tunings, or practicing at home. These superb guitars feature a straighter neck taper for easier high-fret playing, and hand-rolled fingerboard edges to achieve a played-in feel.

Simple and Distinctive Looks

The simple, organic design features wood binding and other techniques that capture the warmth of wood. The distinctive shape of the pick guard, which stands out when performing, is a revival of the N1000 guitar that Yamaha released in 1975.



Elixir Strings

A series guitars are equipped with Elixir NANOWEB 80/20 Bronze Light strings to deliver a lively tone together with extended tone life that players have come to expect from Elixir Strings.



Traditional western body Cutaway



Concert body Cutaway

The A1R/ AC1R features hand-selected premium solid Sitka Spruce tops and rosewood back and sides. Yamaha's original dreadnought body style perfectly complement the A series elegant looks while the System 66 preamp and SRT pickup ensure solid plugged-in performance.

- ▶ Traditional Western Body Cutaway ▶ Solid Sitka Spruce Top ▶ Rosewood Back & Sides ▶ Cut-through Pickup Sound ▶ High Comfort Neck Profile ▶ Simple and Distinctive Looks ▶ Elixir Strings

Color available in Vintage Natural

	A1R	AC1R
Body Shape	Traditional Western Cutaway	Concert Cutaway
Total Length	1046mm (41 3/16")	1038mm (40 7/8")
Body Depth	100-118mm (3 15/16" - 4 5/8")	100-120mm (3 15/16" - 4 3/4")
String Spacing *	11.0mm	11.0mm
Top Material	Solid Sitka Spruce	Solid Sitka Spruce
Back/Side Material	Rosewood	Rosewood
Fingerboard Material	Rosewood	Rosewood
Tuners	Die-cast Chrome(TM29T)	Die-cast Chrome(TM29T)
Body Finish	Gloss	Gloss
Neck Finish	Matt	Matt

APX/CPX



1.5



New Bracing Pattern For More Powerful Bass Response



Stage-Focused Pickup System to deliver ultra-clear, ultra-wide & dynamic response



Thinline Cutaway body For Excellent Playability



APX600



Black



Natural



Old Violin Sunburst



Oriental Blue Burst

Oval Soundhole to thicken lower-mid response for more strident and Natural Tone.

CPX600



Black



Old Violin Sunburst



Root Beer



Vintage Tint

Conventional round soundhole to focus on Bass & Midrange for Clean & Powerful sound.

- ▶ **Thin Body and Cutaway For Excellent Playability**
- ▶ **634mm Scale Length for Enhanced Comfort**
- ▶ **Narrower String Spacing Makes Stretching for Chords Easier**
- ▶ **New Bracing Pattern For More Powerful Bass response**
- ▶ **Stage-focused Pickup Sound to Cut Through a Mix**
- ▶ **Inlaid Soundhole Rosette**

	APX600	CPX600
Body Shape	APX Shape	Medium Jumbo Cutaway
Scale Length	634mm (25")	634mm (25")
Body Length	490mm (19 5/16")	511mm (20 1/8")
Total Length	1022mm (40 1/4")	1043mm (41 5/8")
Body Width	384mm (15 1/8")	400mm (15 3/4")
Body Depth	80-90mm (3 1/8" - 3 9/16")	95-115mm (3 3/4" - 4 1/2")
Nut Width	43mm (1 11/16")	43mm (1 11/16")
Top Material	Spruce	Spruce

FG SERIES



For 50 years, millions of musicians have used the Yamaha FG as the perfect tool to express their music. With a traditional western body, FG Guitars deliver powerful lows and clear highs with full body resonance.

IT ALL STARTS HERE

1.6

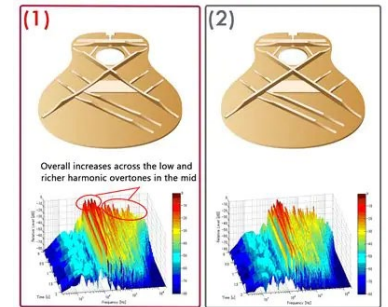


Jeff Schroeder
The Smashing Pumpkins

Newly Developed Scalloped Bracing

A new FG has louder and stronger sound in the low- to mid-ranges, thanks to cutting-edge acoustic analysis technology developed by the Yamaha R&D Division. Yamaha's engineers have achieved this sound by utilizing analysis and simulation to arrive at the best bracing design without depending on tradition or guesswork. This analysis led to the development of the new scalloped bracing pattern, a new and ideal acoustic structure that maintains the durability of the top board while bringing out the most sound the Yamaha FG has to offer.

- (1) New Scalloped Bracing
- (2) Normal Bracing



FG800

Yamaha's standard acoustic model, with simple and traditional looks and outstanding quality, at an affordable price. A solid-top Guitar with authentic sound that is well balanced without sacrificing its robust strength, thanks to the newly developed scalloped bracing design. Can be confidently recommended to all beginner Guitarists.

- ▶ Traditional Western Body ▶ Solid Spruce Top
- ▶ Nato/Okume Back & Sides ▶ Newly Developed Scalloped Bracing
- ▶ Traditional looks and outstanding quality

Color available in Natural



FG820

In addition to warmer and stronger sound thanks to the mahogany back and sides, the body binding and fingerboard binding are cream plastic, for an upgraded look. A wealth of color options are available.

- ▶ Traditional Western Body ▶ Solid Spruce Top
- ▶ Mahogany Back & Sides
- ▶ Newly Developed Scalloped Bracing Warm and Strong Sound

Color available in Natural





FG830

Rich overtones and improved sustain thanks to the rosewood back and sides deliver improved sound through greater 'depth'. The appearance, with abalone inlay around the sound hole, is more luxurious and an obvious step-up.

- ▶ Traditional Western Body ▶ Solid Spruce Top ▶ Rosewood Back & Sides
- ▶ Newly Developed Scalloped Bracing ▶ Rich Overtones

Color available in Natural



FS800

Yamaha's standard acoustic model, with simple and traditional looks and outstanding quality, at an affordable price. A solid-top Guitar with authentic sound that is well balanced without sacrificing its robust strength, thanks to the newly developed scalloped bracing design. Can be confidently recommended to all beginner Guitarists. The small and thin body is perfect not only for female/young players but for intermediate to upper level finger-picking style players.

- ▶ Small Body ▶ Solid Spruce Top ▶ Nato/Okume Back & Sides
- ▶ Newly Developed Scalloped Bracing
- ▶ Traditional looks and outstanding quality

Color available in Natural



FGX800C

The first choice in experiencing acoustic-electric music. Derived from FG800 which has the solid spruce top and nato/okume back and sides, FGX800C has a cutaway body and the electric system. Yamaha's proprietary under-saddle piezo pickup and System66 analog preamp ensure the solid plugged-in performance.

- ▶ Traditional Western Body ▶ Solid Spruce Top
- ▶ Nato/Okume Back & Sides ▶ Newly Developed Scalloped Bracing
- ▶ Traditional looks and outstanding quality

Color available in Natural



FS820

In addition to warmer and stronger sound thanks to the mahogany back and sides, the body binding and fingerboard binding are cream plastic, for an upgraded look. A wealth of color options are available. The small and thin body is perfect not only for female/young players but for intermediate to upper level finger-picking style players.

- ▶ Small Body ▶ Solid Spruce Top ▶ Mahogany Back & Sides
- ▶ Newly Developed Scalloped Bracing ▶ Warm and Strong Sound

Color available in Natural

	FS800	FS820	FG800	FG820	FG830	FGX800C
Body Shape	Concert (Small)	Concert (Small)	Traditional Western	Traditional Western	Traditional Western	Traditional Western Cutaway
Total Length	1021mm (40 3/16")	1021mm (40 3/16")	1038mm (40 7/8")	1038mm (40 7/8")	1038mm (40 7/8")	1038mm (40 7/8")
Body Depth	90-110mm (3 9/16"- 4 5/16")	90-110mm (3 9/16"- 4 5/16")	100-118mm (3 15/16"- 4 5/8")	100-118mm (3 15/16"- 4 5/8")	100-118mm (3 15/16"- 4 5/8")	100-118mm (3 15/16"- 4 5/8")
String Spacing *	10.0mm	10.0mm	11.0mm	11.0mm	11.0mm	11.0mm
Top Material	Solid Spruce	Solid Spruce	Solid Spruce	Solid Spruce	Solid Spruce	Solid Spruce
Back/Side Material	Nato/Okume	Mahogany	Nato/Okume	Mahogany	Rosewood	Nato/Okume
Fingerboard Material	Rosewood or Walnut	Rosewood	Rosewood or Walnut	Rosewood	Rosewood	Rosewood or Walnut
Body Finish	Gloss	Gloss	Gloss	Gloss	Gloss	Gloss
Neck Finish	Matt	Matt	Matt	Matt	Matt	Matt
Electronics	None	None	None	None	None	SYSTEM66 + SRT Piezo Pickup

1.7 F SERIES



**PERFECT
STARTER
GUITARS**

Yamaha's advanced knowledge and skill in designing quality instruments makes the F Series an outstanding cost performer with its amazing full-bodied tone, great playing ease, and superior durability.

FSX315C

The FSX315C is the ideal acoustic-electric guitar for developing players. This model provides great quality and a natural, plugged-in sound that is perfect for younger players.

- ▶ Concert Cutaway Body
- ▶ Spruce Top
- ▶ A.R.T. Pickup



Natural



Tobbaco
Sunbrown
Sunburst

FX310All

FX310All is the perfect acoustic-electric Guitar for the developing players. This model provides great Yamaha quality and the natural plugged-in sound which delivers the body resonance.

- ▶ Traditional Western Body ▶ Spruce Top ▶ Yamaha Quality in an Affordable Price ▶ Recreate Natural Tone and Dynamics by ART Pickup



Available in Natural color

F370

The F370 acoustic folk Guitar offers good quality, design, sound and value that you'd expect from an acoustic Guitar.

- ▶ Traditional Western Body ▶ Spruce Top
- ▶ High durability and stability proven by Yamaha's quality standard



Natural



Tobbaco
Sunbrown
Sunburst



F600



F620

Yamaha F600 Series is unique in its class as it is specifically designed to be kinder to finger tips with slightly shorter strings it means that there's a little less tension giving extra playing comfort with no loss of tone.

Color available in Natural

- ▶Dreadnought body
- ▶Spruce top
- ▶Gloss finish
- ▶Gloss back& sides
- ▶Nato neck



F310

The F310 offers focus on quality, design, sound and value.

- ▶Traditional Western Body
- ▶Spruce Top
- ▶High durability and stability proven by Yamaha's quality standard



Natural



Tobacco Sunbrown Sunburst



F310P*

Package Model of F310

Including Gigbag, Strap, Pitch Pipe, Strings, Picks, String Winder and Capo

*Color available in Natural only

FS100C

The FS100C offers the same focus on quality, design and sound as all Yamaha acoustics and puts it in an incredibly affordable package.

- ▶Concert Body Cutaway
- ▶Spruce Top
- ▶High durability and stability proven by Yamaha's quality standard



Natural



Black



	F600	FSX315C	F370DW	F370	FX310	F310 (F310P)	FS100C
Body Shape	Dreadnought body	Concert Cutaway	Dreadnought	Traditional Western	Traditional Western	Traditional Western	Concert Cutaway
Total Length		1021mm (40 3/16")	1032mm (40 5/8")	1029mm (40 1/2")	1029mm (40 1/2")	1029mm (40 1/2")	1021mm (40 3/16")
Body Depth		96-116mm (3 13/16" - 4 9/16")	100-125mm (3 15/16" - 4 15/16")	96-116mm (3 13/16" - 4 9/16")	96-116mm (3 13/16" - 4 9/16")	96-116mm (3 13/16" - 4 9/16")	96-116mm (3 13/16" - 4 9/16")
String Spacing		10.0 mm	11.0 mm	10.0 mm	10.0 mm	10.0 mm	10.0 mm
Top Material	Spruce	Spruce	Spruce	Spruce	Spruce	Spruce	Spruce
Back/Side Material		Locally Sourced Tonewood **	Sapele	Locally Sourced Tonewood **	Locally Sourced Tonewood **	Locally Sourced Tonewood **	Locally Sourced Tonewood **
Fingerboard Material	Rosewood	Rosewood	Rosewood	Rosewood	Rosewood	Rosewood	Rosewood
Body Finish			Gloss	Gloss	Gloss	Gloss	Gloss
Neck Finish			Matt	Matt	Matt	Matt	Matt
Tuners		Covered Chrome	Die-cast Chrome	Die-cast Chrome(TM-29T)	Covered Chrome	Covered Chrome	Covered Chrome



REMARKABLE ACOUSTIC GUITARS, MADE IN INDIA, FOR INDIA!

Created at the home nation, these Guitars are special because these are Exclusively for India. Built with care and precision at the Yamaha Music India factory, let's welcome these iconic pieces into your life.



F280



Natural



Tobbaco Sunbrown Sunburst

Traditional western body



FS80C



Natural



Black

Concert cut away body

A strong built for a talented beginner! Experiment with this acoustic Guitar and bring your creativity to life. Easy to tune, effortless to play – this Guitar is all you need for the beginning of your musical way!

- ▶ Exclusive model for India with affordable price
- ▶ Comfortable playability for beginners
- ▶ High durability and stability proven by Yamaha's quality standard
- ▶ Made in Yamaha Music India Factory

	F280	FS80C
Body Shape	Traditional Western	Concert-cutaway
Total Length	1029mm (40 1/2")	1021mm (40 3/16")
Body Depth	96-116mm (3 13/16" - 4 9/16")	96-116mm (3 13/16" - 4 9/16")
String Spacing	10.0 mm	10.0 mm
Top Material	Spruce	Spruce
Back/Side Material	Tonewood **	Tonewood **
Fingerboard Material	Rosewood	Rosewood
Body Finish	"Top : Gloss Side/Back : Matt"	"Top : Gloss Side/Back : Matt"
Neck Finish	Matt	Matt
Tuners	Covered Chrome	Covered Chrome

2.0 CLASSICAL GUITARS



New bracing pattern, thinner bridge plate

The new CG series features a new bracing pattern that delivers excellent response and rich resonance. These guitars also feature a bridge plate that efficiently transfers string vibration to the guitar top.



Top material

All models in the new CG series lineup are available with either a spruce or cedar top. You can choose the top according to your preferences for tone or wood texture.

Spruce: Clear fundamental tone. Massive tone with great variation according to touch. Tone improves as the wood matures.

Cedar: Bright, warm tone. Excellent response with relatively thick treble. Cedar offers a mature tone with little change over time, providing a high level of perfection.



Stable Neck Condition

Necks utilize a strong 3-ply laminate design that resists warping and twisting. This design improves neck strength, offers greater stability against shape changes over time, and allows lower string height. In addition to providing greater neck stability, the laminated design also makes effective use of resources.

The matte finish on the back of the neck allows the left hand to move smoothly while also providing a secure grip. The finish is applied with a thin coat that contributes to improved resonance. The same matte finish is applied to the bridge for improved resonance.

Saddle fit

Years of experience and original technologies have brought improvements to our saddle and saddle slot design. Crafting these components with great precision provides a highly accurate fit that improves attack and sustain while reducing string vibration loss to transfer rich resonance to the body.



CG series are created using the experience and technology gained from decades of hand crafting fine classical Guitars. The series offers ten models divided into five grades making it easy to find a Guitar that fits your sound and design requirements.

The CG series offers rich tone with improved volume, tone quality and response, superior playability with its easy to hold neck design and comfortable string height, and elegant appearance with its simple design.

CG192S



- ▶ Solid European Spruce Top
- ▶ Rosewood Back & Sides
- ▶ African Mahogany Neck

CG182S



- ▶ Solid Spruce Top
- ▶ Rosewood Back & Sides
- ▶ Nato Neck

CG142S



Body Finish: Gloss

- ▶ Solid Spruce Top
- ▶ Nato Back & Sides
- ▶ Nato Neck
- ▶ Rosewood Fingerboard

CG122MS



Body Finish: Matt



CGX102

The CGX102 blends the great tone and outstanding value of the CG102 with the added flexibility of amplification. It features Yamaha designed contact pickups and preamp, system 68N, which make its natural amplified tone possible.

- ▶ Yamaha CG Shape ▶ Spruce Top
- ▶ Nato Back & Sides ▶ Rosewood Fingerboard
- ▶ Recreate Natural Tone and Dynamics by ART Pickup



C80

These modestly priced instruments offer a level of craftsmanship, quality, performance, tone, and playability that only Yamaha can provide in this range. Great instruments for beginners and young learners.

- ▶ Yamaha CG Shape ▶ Spruce Top ▶ Nato Back & Sides
- ▶ Yamaha Quality in An Affordable Price

Color available in Natural



C70

The C70 full-size classical Guitar features outstanding tone and quality making it ideal for students, artists and professional musicians.

- ▶ Yamaha CG Shape ▶ Spruce Top
- ▶ Yamaha Quality in An Affordable Price

Color available in Natural

The C-Series Classic Guitars provide high level of craftsmanship and great attention paid to detail results in instruments of outstanding quality.

These Guitars are promised to give excellent cost performance for beginners and young learners with exceptional playability and superb tone.



C40

Body Finish: Gloss



C40M

Body Finish: Matt



CX40

Built-in Pickup with Passive Preamp with Volume and Tone Knobs



CS40

3/4 scale compact bodied design, Created specifically for young learners

- ▶ Spruce Top
- ▶ Rosewood Fingerboard
- ▶ Traditional Looks with Outstanding Quality

	CG192S	CG182S	CG142S	CG122MS	CGX102	C80	C70	C40II	C40MII	CX40
Body Shape	Yamaha CG Shape	Yamaha CG Shape	Yamaha CG Shape	Yamaha CG Shape	Yamaha CG Shape	Yamaha CG Shape	Yamaha CG Shape	Yamaha CG Shape	Yamaha CG Shape	Yamaha CG Shape
Total Length	995mm (39 3/16")	995mm (39 3/16")	995mm (39 3/16")	995mm (39 3/16")	1005mm (39 9/16")	995mm (39 3/16")	995mm (39 3/16")	995mm (39 3/16")	995mm (39 3/16")	1005mm (39 9/16")
Body Depth	94-100mm (3 11/16" - 3 15/16")	94-100mm (3 11/16" - 3 15/16")	94-100mm (3 11/16" - 3 15/16")	94-100mm (3 11/16" - 3 15/16")	94-100mm (3 11/16" - 3 15/16")	94-100mm (3 11/16" - 3 15/16")	94-100mm (3 11/16" - 3 15/16")	94-100mm (3 11/16" - 3 15/16")	94-100mm (3 11/16" - 3 15/16")	94-100mm (3 11/16" - 3 15/16")
String Spacing *	11.8mm	11.8mm	11.8mm	11.8mm	11.8mm	11.8mm	11.8mm	11.8mm	11.8mm	11.8mm
Top Material	Solid European Spruce	Solid Spruce	Solid Spruce	Solid Spruce	Spruce	Spruce	Spruce	Spruce	Spruce	Spruce
Back/Side Material	Rosewood	Rosewood	Nato	Nato	Nato	Nato	Locally Sourced Tonewood **	Locally Sourced Tonewood **	Locally Sourced Tonewood **	Locally Sourced Tonewood **
Fingerboard Material	Ebony	Ebony	Rosewood	Rosewood	Rosewood	Rosewood	Rosewood	Rosewood	Rosewood	Rosewood
Body Finish	Gloss	Gloss	Gloss	Matt	Gloss	Gloss	Gloss	Gloss	Matt	Gloss
Neck Finish	Matt	Matt	Matt	Matt	Matt	Matt	Matt	Matt	Matt	Matt
Electronics	None	None	None	None	SYSTEM68 + ART 1way Pickup	None	None	None	None	SYSTEM50(Passive) + Piezo Pickup

COMPACT SIZE GUITARS



3.0



CSF1M

The CSF, compact folk Guitar, features solid sitka spruce top with newly designed scalloped bracing and mahogany back and sides. Piezo pickup ensures solid plugged-in performance.

- ▶ Solid sitka spruce top ▶ Mahogany back & sides ▶ New scalloped bracing for louder, richer acoustic sound ▶ 600mm scale length
- ▶ Passive pickup mounted ▶ Functional and durable hard bag included
- ▶ Elixir strings



Tobacco Sunbrown Sunburst



Vintage Natural

JR2



The JR2 is a compact acoustic Guitar modeled after our long selling FG series. Its compact size and authentic acoustic tone make the JR2 and excellent take along, play anywhere Guitar. Great for campfire sing alongs, road trips or anywhere you want to be able to play. A Mahogany finish UTF finish back & side offers beautiful look and the instrument comes with a durable case.

- ▶ 3/4 Size FG Body ▶ Spruce Top ▶ Mahogany UTF (Ultra Thin Film) That Offers Beautiful Looks ▶ Original Gigbag Included

Color available in Natural

GL1



This is a 433mm scale ukulele-style nylon string Guitar. It's fun and stylish at any time, any where. Guitalele is a perfect take-along Guitar. The guitalele's tuning is pitched up to "A" (or up a 4th) at A/D/G/C/E/A.

- ▶ 433mm (17") Scale Nylon Strings Guitar ▶ Spruce Top ▶ Original Gigbag Included

Color available in Natural





ELECTRIC GUITARS



PACIFICA SERIES



4.1

First launched in 1990, the Pacifica series was driven by the California session scene – where versatility, performance, and individuality were key.

The series continues today with a variety of models that offer outstanding tone, quality, and value.

Even with orthodox Bolt-on structure, Pacifica series has been constructed to respond to various genres and play styles. Its PU configuration provides a wide range of sound character from bottomless heavy distortion to clear-cut clean sound.



FROM BUDGET TO BOUTIQUE



First launched in 1990, the Pacifica series was driven by the California session scene — where versatility, performance, and individuality were key.



The series continues today with a variety of models that offer outstanding tone, quality, and value.



Inspired by custom shop guitars and equipped with name-brand components, Pacifica 600 models are the modern embodiment the original Pacifica concept.

PAC212VQM

Symbolized in eye-catching gorgeous Maple figures on body top and headstock, Pacifica212VQM is the exclusively developed variation model of Pacifica Series which has been highly evaluated. This model offers the fine features such as Alnico Pickups and Coil Tap Function, while its beautiful flamed Maple gives unprecedented presence with its distinct look . This model also has Maple figures on its headstock with matching head finish. 3 see-thru colors are available to stand up the Maple figures with classy tone.



- ▶ Maple and Alder Body, Quilted Maple Laminated
- ▶ Push-Pull Coil Split (Master Tone)
- ▶ Vintage Style Tremolo with Block Saddle Bridge



Caramel Brown



Tobacco Brown Sunburst

PAC112VMX



Body Finish: Satin Polyurethane

PAC112VM



Body Finish: Gloss Polyurethane



Gray



Ice Blue



Sonic Pink



- ▶Maple Fingerboard ▶Push-Pull Coil Split (Master Tone)
- ▶Vintage Style Tremolo with Block Saddle Bridge

PAC112V



United Blue



Vintage White

- ▶Push-Pull Coil Split (Master Tone)
- ▶Vintage Style Tremolo with Block Saddle Bridge
- ▶Pickguard: 3 ply white

PAC112J



Black



Red Metallic

- ▶Master Tone, Master Volume
- ▶Vintage Style Tremolo
- ▶Pickguard: 1 ply white

PAC012

Pacifica 012 offers a comprehensive specification, with a quality of craftsmanship and tone that belies its budget price tag.



Dark Blue Metallic



Black



Red Metallic



White

	PAC012	PAC112J	PAC112VMX	PAC112V	PAC112VM	PAC212VQM
Scale Length	25-1/2" (648.0mm)	25-1/2" (648.0mm)	25-1/2" (648.0mm)	25-1/2" (648.0mm)	25-1/2" (648.0mm)	25-1/2" (648.0mm)
Body Materials	Agathis or Nato or Alder	Alder	Alder	Alder	Alder	Maple & Alder Body
Body Finish	Gloss Polyurethane	Gloss Polyurethane	Satin Polyurethane	Gloss Polyurethane	Gloss Polyurethane	Gloss Polyurethane
Neck Materials	Maple	Maple	Maple	Maple	Maple	Maple
Neck Finish	Satin Polyurethane	Satin Polyurethane	Satin Polyurethane	Satin Polyurethane	Satin Polyurethane	Satin Polyurethane
Fingerboard Materials	Rosewood or Walnut	Rosewood	Maple	Rosewood	Maple	Rosewood
Number of frets	22	22	22	22	22	22
Neck Pickup	Single Coil / Ceramic	Single Coil / Ceramic	Single Coil/Alnico V	Single Coil/Alnico V	Single Coil/Alnico V	Single Coil/Alnico V
Middle Pickup	Single Coil / Ceramic	Single Coil / Ceramic	Single Coil/Alnico V	Single Coil/Alnico V	Single Coil/Alnico V	Single Coil/Alnico V
Bridge Pickup	Humbucker / Ceramic	Humbucker / Ceramic	Humbucker/Alnico V	Humbucker/Alnico V	Humbucker/Alnico V	Humbucker/Alnico V

NEVER STANDING STILL



4.2

Drawing inspiration from London and Tokyo's vintage street-racing motorbikes, Japan's heritage of engineering excellence and the 50-year legacy of Yamaha Guitar craftsmanship, every detail of each Revstar model has been carefully engineered to bring out the unique personality of each Guitar in the lineup. From the curves and contours of the ground-up body design to the distinctive colors and finishes and custom-wound pickups that perfectly match the Guitar's character, the Revstar collection comprises a diverse lineup of instruments as unique as the Guitarists who play them.




Custom Hardware

Inspired by the stripped-down custom Café Racer motorbikes popularized on the streets of London in the 1960s, Revstar's hardware captures the high-performance, individual character of those bikes with a wide range of totally unique, customized hardware. From the unique pickup covers and raw copper scratchplate on the Revstar Professional, to the totally custom floating aluminum tailpiece on the RS502T, each and every component is perfectly calibrated for great performance and unmistakable style—capturing the very essence of a Café Racer.

Comfort Contoured Body

Revstar is a workhorse through and through, but that doesn't mean there has been any compromise on comfort and playability. With every contour designed from the ground up to look and feel great, Revstar's body features a deep belly cut, hidden forearm contour and a newly designed neck joint for outstanding upper fret access. This is a guitar made to be played all night.



Pickups

Designed from the ground up, Revstar features specially wound YGD pickups that are perfectly matched to each guitar. More than 50 prototype pickups were tested featuring different combinations of wire, windings, magnets and base plates. Eventually, a spec was settled on for each guitar model and the Revstar pickup series was born.



Dry Switch

Designed especially for Revstar, Yamaha's proprietary Dry Switch gives you the versatility of a coil split, but with a tone that's miles ahead. Using a passive filter circuit painstakingly designed to give the perfect frequency response, the Dry Switch filters out low frequencies to give the punch and clarity of a single coil pickup minus the inevitable hum and hollow tone often associated with split humbucking pickups. And because it's a filter circuit, the Dry Switch works on both humbuckers and P90s for a totally unique, usable tone.



Black Steel



Red Copper



Ice Blue

RS320

REVSTAR Features Unique designs, custom-wound Pickups with Custom mixed colours designed to perfectly match the character of each Guitar.

RS320

Construction	Set-in
Scale Length	24-3/4" (628.6mm)
Body Materials	Nato or Mahogany
Body Finish	Gloss Polyurethane
Neck Materials	Nato or Mahogany
Neck Finish	Gloss Polyurethane
Fingerboard Materials	Rosewood
Fret wire	Medium
Number of frets	22
Neck Pickup	HH3n: Humbucker / Ceramic




RGX-SUPER CHARGE YOUR PERFORMANCE



RGX series offers style and specification for aggressive players. The thinner neck is perfect for an intense guitar workout and specially selected ceramic humbuckers deliver clear, powerful, modern tone. The 24 fret models are equipped with double locking tremolos to supercharge your performance.

4.3



Pickups

EMG HZ Pickups for RGX420DZII

The EMG H4 selected for RGX420DZII combines the power of the legendary EMG 81 with the soul of a passive PAF humbucker. Overwound coils produce tight bass, glassy mids and crunchy highs with minimal noise, great responsiveness and sweet harmonics.



RGX121Z

The RGX121Z inherits the design philosophy of its premium RGX siblings, adding a single coil pickup and vintage style trem to give total flexibility and tonal control.



Black



Red Metallic

RGX121Z

Construction	Bolt-on
Scale Length	25-1/2" (648.0mm)
Body Materials	Agathis or Nato or Alder
Body Finish	Gloss Polyurethane
Neck Materials	Maple
Neck Finish	Satin Polyurethane
Fingerboard Materials	Rosewood
Number of frets	22
Neck Pickup	Humbucker/Ceramic
Middle Pickup	Single Coil/Ceramic

5.0 ELECTRIC BASS-TRBX SERIES

COMMON FEATURES



Body

TRBX features a sculpted solid mahogany body, with a mass-optimized 3D design for the optimum balance between tone and comfort coupled with perfect weight distribution.

NECK & HEAD DESIGN



Neck Joint

TRBX uses a precision fitted bolt-on neck joint for maximum adjustability and clear, punchy tone. Developed through hundreds of hours of play-testing, the refined neck joint shape perfectly balances strength, vibration transfer and upper-fret access.



Neck

TRBX's neck design combines a fast, ultra-comfortable profile with 5-ply maple/mahogany laminated construction for outstanding stability and excellent tone.



Nut

38mm (4-string) or 43mm (5-string) nut widths give fast, comfortable playability for any style.



Headstock

Straight-run stringing from nut to machinehead eliminates lateraltension, providing superior tuning stability and reducing overtones.

BRIDGE & OUTPUT JACK



Bridge

A high-mass die-cast bridge efficiently transfers string vibrations to the body for full, rich tone combined with excellent adjustability and road-tested durability. 18mm string spacing on the 5-string model offers outstanding playability for technical slap or finger styles.



Battery Alert LED (TRBX500)

Yamaha's metal plate-mounted standard jack socket offers superior durability and easy maintenance.

PICKUPS & CONTROLS



Pickups (TRBX500)

Yamaha's H5 dual-coil pickups are defined by a clean, open tone that's perfectly matched with the flexibility of the active/passive preamp design. Their quadpolepiece design and alnico magnets give them the power to drive the active circuit and the sensitivity and subtlety to capture every nuance in passive mode.



Pickups (TRBX300)

Yamaha's M3 pickups feature oversized polepieces and ceramic magnets for a clear, powerful tone with incredible definition and depth. The hum-cancelling design ensures your performance is clean and noise-free while the integral thumbrest provides unrivalled playability.



Controls (TRBX500)

- (1) Master Volume
- (2) Pickup Balancer
- (3) Bass
- (4) Middle
- (5) Treble/Tone (Passive)
- (6) Active/Passive switch

TRBX500

TRBX505



5 Strings version



Brick Burst



Translucent Black



Translucent Brown

TRBX504



4 Strings version



Brick Burst



Translucent Black



Translucent Brown

TRBX500 is all about tone. Premium mahogany construction and an ultra-music active/passive preamp design deliver the flexibility to sculpt the perfect sound for your music.

- Solid mahogany body construction
- Maple / Mahogany 5-Piece Neck
- Slim 43mm nut width
- 3-Band Active EQ with active/passive preamp
- Battery Alert LED

3-band active EQ (TRBX500)

TRBX500 models feature an audiophile-grade active/passive circuit for fine tonal control and extreme flexibility. The advanced design offers a level-matched output whether in passive or active mode and tone-switching circuitry that seamlessly moves from 3-band active EQ to master passive tone. High-quality gold plated parts are used for key signal chain contacts, providing increased conductivity and reliability.

TRBX300

TRBX305



5 Strings version



Black



Factory Blue



Mist Green

TRBX304



4 Strings version



Black



Candy Apple Red



Factory Blue

TRBX300 is built around a simple principle – your performance. The perfectly balanced, ultra-comfortable solid mahogany body provides the optimum tonal foundation while the Performance EQ active circuitry gives instant access to perfectly dialed-in stage-ready tones coupled with the expressive control you need.

5 strings version of TRBX300 series

- Solid mahogany construction
- Maple / Mahogany 5-Piece Neck
- Slim 43mm nut width
- 2-Band Active EQ with 5-way Performance EQ preset switch

TRBX174EW

TRBX174EW features laminated exotic wood top with high playability and trusted quality by Yamaha. The matching head also gives distinct look from other basses. It is the best bass Guitar for practice, live and home recordings.



Natural



Translucent Black

TRBX174

The TRBX174 represents a price breakthrough for the TRBX range, yet the quality is everything you'd expect from a Yamaha bass



Black



Dark Blue Metallic



Old Violin Sunburst



Red Metallic

	TRBX174	TRBX174EW	TRBX304	TRBX305	TRBX505	TRBX504
Scale Length	34" (863.6 mm)	34" (863.6 mm)	34" (863.6 mm)	34" (863.6 mm)	34" (863.6 mm)	34" (863.6 mm)
Body Materials	Mahogany	Mahogany / Exotic Wood Laminated	Mahogany	Mahogany	Mahogany	Mahogany
Body Finish	Gloss Polyurethane	Gloss Polyurethane	Gloss Polyurethane	Gloss Polyurethane	Satin Polyurethane	Satin Polyurethane
Neck Materials	Maple	Maple	Maple/Mahogany 5-Piece	Maple/Mahogany 5-Piece	Maple/Mahogany 5-Piece	Maple/Mahogany 5-Piece
Neck Finish	Satin Polyurethane	Satin Polyurethane	Satin Polyurethane	Satin Polyurethane	Satin Polyurethane	Satin Polyurethane
Fingerboard Materials	Rosewood	Rosewood	Rosewood	Rosewood	Rosewood	Rosewood
Number of frets	24	24	24	24	24	24
Neck Pickup	Split Single Coil / Ceramic	Split Single Coil / Ceramic	Double Coil / Ceramic	Double Coil / Ceramic	Double Coil / Alnico V	Double Coil / Alnico V
Bridge Pickup	Single Coil / Ceramic	Single Coil / Ceramic	Double Coil / Ceramic	Double Coil / Ceramic	Double Coil / Alnico V	Double Coil / Alnico V
Controls	Neck P.U. Volume, Bridge P.U. Volume, Master Tone	Neck P.U. Volume, Bridge P.U. Volume, Master Tone	Master Volume, Pickup Balancer, 2-Band EQ(Bass, Treble), 5-Position Lever Switch for Performance EQ	Master Volume, Pickup Balancer, 2-Band EQ (Bass, Treble), 5-Position Lever Switch for Performance EQ	Master Volume, Pickup Balancer, 3-Band EQ(Bass, Middle, Treble), Active/Passive Switch.	Master Volume, Pickup Balancer, 3-Band EQ(Bass, Middle, Treble), Active/Passive Switch.

GUITAR AMPLIFIER



GA15II

GA15II is the best choice for your first practice guitar amp. Moreover, with additional AUX in, it will enable guitarists to play along with MP3 players.

NOTES

Control Interface

► Control Knobs - DRIVE/CLEAN switch, GAIN (DRIVE Ch), VOLUME (DRIVE Ch), VOLUME (CLEAN Ch), Bass, Middle, Treble

Hardware

- Connections - INPUT (Phone Mono Jack), PHONES (Mini Jack), AUX IN (Mini Jack)
- Speakers - 16cm Full Range x 1
- Rated Output - 15W

Dimensions

- Width - 291mm
- Height - 189mm
- Depth - 300mm




Channel Partner Details:

Corporate Office: Yamaha Music India Pvt. Ltd., P401, JMD Megapolis, Sector 48,
Sohna Road, Gurgaon, Haryana-122018. Ph: +91 124 4853300
E-mail : support_in@inquiry.yamaha.com

Specifications are subject to change without notice.
Colours shown in this catalogue may not be represented exactly as the original colours due to
printing processes involved.

Join us on:  /ymindia

 /Yamahamusicindia

 /yamahamusicindia

in.yamaha.com