

YAMAHA NS-C150/105

Natural Sound
Center Speaker System

Thank you for selecting this Yamaha NS-C150/105 speaker system.
This model is designed to be used as a center speaker system.

PRECAUTIONS

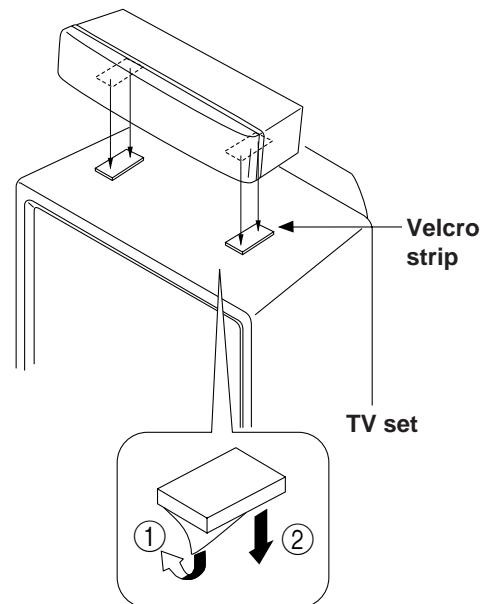
Read these precautions carefully before using your speaker.

- Any time you note distortion, reduce the volume control on your amplifier to a lower setting. Never allow your amplifier to be driven into "clipping". Otherwise the speaker may be damaged.
- When using an amplifier with a rated output power higher than the nominal input power of the speaker, care should be taken never to exceed the speaker's maximum input.
- Do not attempt to clean the speaker with chemical solvents as this might damage the finish. To clean, wipe with a dry, soft cloth.
- To prevent the enclosure from warping or discoloring, do not place the speaker where it will be exposed to direct sunlight or excessive humidity.
- Do not place the speaker where it is liable to be knocked over or struck by falling objects. Stable placement will also ensure better sound performance.
- Placing the speaker on the same shelf or rack as the turntable can result in feedback.
- **Secure placement or installation is the owner's responsibility.**
YAMAHA shall not be liable for any accident caused by improper placement or installation of the speaker.

PLACING THE SPEAKER

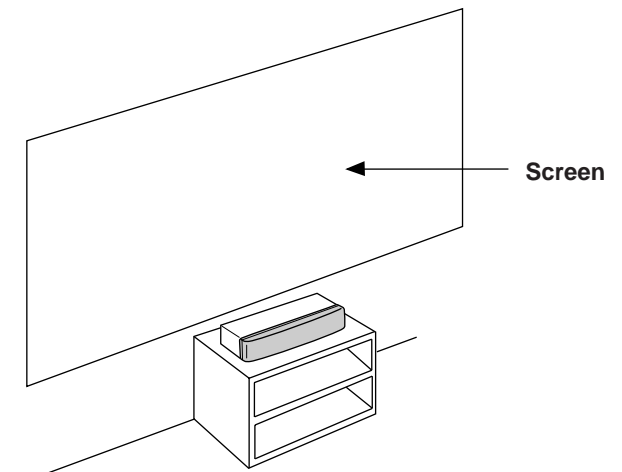
Place the speaker on top of the TV or on the floor under the TV or inside the TV rack so that it is stabilized.

When placing the speaker on top of the TV, to prevent the speaker from falling down, put the provided velcro strips at two points on both bottom of the speaker and top of the TV.



Notes

- **Do not place the speaker on top of the TV whose area is smaller than the bottom area of the speaker. If placed, the speaker may drop out causing an injury to you.**
- **Though this speaker is a magnetic shielding type, there may be some influence on a TV picture depending on the type of TV or the placement of the speaker. In such a case, place the speaker apart from the TV so that there is no influence on TV picture.**



CONNECTION TO YOUR AMPLIFIER

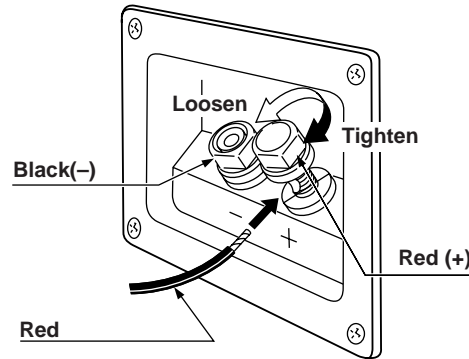
BEFORE MAKING CONNECTIONS, MAKE SURE THAT THE AMPLIFIER IS SWITCHED OFF.

■ CONNECTIONS

- Connect the screw-type input terminals at the rear of the speaker to the speaker output terminals of your amplifier with the provided speaker cables.
- One side of the speaker cable is red and the other side is black. Connect the (+) terminals on both the amplifier and the speakers using this red side. Connect the (-) terminals on both components using the black side of the cable. If connected with reversed polarity, the sound will be unnatural and lack bass.

Procedures:

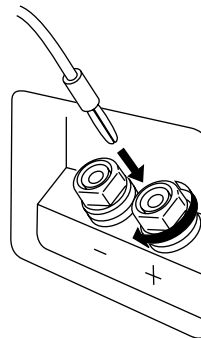
- ① Loosen the terminal knob.
- ② Insert the bare wire end properly into the terminal hole. [Remove approx. 10 mm (3/8") insulation from the speaker cable.]
- ③ Tighten the knob.
- ④ Test the security of the connection by tugging lightly on the cable at the terminal.



Note

Do not let the bare speaker wires touch each other as this could damage the speaker and/or the amplifier.

* Banana Plug connections are also possible. First tighten the terminal knob, and then insert the Banana Plug connector into the corresponding terminal hole.



SPECIFICATIONS

Type2 way acoustic-suspension speaker system
Magnetic-shielding type (EIAJ)

<NS-C150>

Speaker Unit12 cm cone woofer (JA1282) x 2
2.5 cm dome tweeter (JA05S5)
Input Terminal.....Screw-type
Nominal Impedance.....6 ohms
Frequency Response.....60 Hz – 20 kHz (-10 dB)
Resonance Frequency.....110 Hz
Nominal Input Power.....60W
Music Input Power.....220W
Sensitivity90 dB/w/m
Crossover Frequency
Tweeter (Low Cut).....4 kHz, 12 dB/oct.
Dimensions (WxHxD).....600 x 150 x 200 mm
(23-5/8" x 5-7/8" x 7-7/8")
Weight.....5.8 kg (12 lbs. 13 oz.)
AccessoriesSpeaker cable (4m) x 1
Velcro strip x 2

<NS-C105>

Speaker Unit10 cm cone woofer (JA1076) x 2
2.5 cm dome tweeter (JA05S5)
Input Terminal.....Screw-type
Nominal Impedance.....6 ohms
Frequency Response.....65 Hz – 20 kHz (-10 dB)
Resonance Frequency.....150 Hz
Nominal Input Power.....50W
Music Input Power.....200W
Sensitivity90 dB/w/m
Crossover Frequency
Tweeter (Low Cut).....6 kHz, 6 dB/oct.
Dimensions (WxHxD).....540 x 135 x 180 mm
(21-1/4" x 5-5/16" x 7")
Weight.....5 kg (11 lbs.)
AccessoriesSpeaker cable (4m) x 1
Velcro strip x 2

* Specifications subject to change without notice due to product improvements.

* Care should be taken not to exceed the input power values noted above.

YAMAHA
YAMAHA CORPORATION
VU 05280 Printed in Malaysia